



# Order Out of Chaos: Financing Sustainable Mobility




# Providing Mass Transport is a Municipal Government Obligation




# Sources of Payment

- ▶ Fares
- ▶ Subsidies
- ▶ Other



# Public Private Partnerships



# Debt vs. Equity

Debt	Equity	Annual Payment	Difference
100%	0%	\$70.95	
90%	10%	\$88.86	\$17.91 (25.2%)
80%	20%	\$106.76	\$35.81 (50.5%)
70%	30%	\$124.67	\$53.72 (75.7%)

